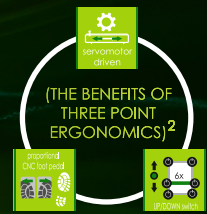


lamidesk



CNC industrial applicator

Created for the industry's needs and built with a designer's flair!

| SuperSpeed | ... enjoy the ride...

excellent ergonomics - incredible work speed
proportional metal foot pedal - three pre-set memory foot buttons
motorised set can be added to most of our machines by user in 20 min
SuperSpeed upgrade sets for original EasyShifts available
Use in SuperSpeed mode or alternatively in manual-driven mode
no electricity operation kit for machine available



DESIGNED AND MANUFACTURED IN CZECH REPUBLIC



APPLICATION ROLLER



PNEUMATIC COMPONENTS



ESPRESSIF



LAPP GROUP

lamidesk

| SuperSpeed |

CNC industrial applicator

why motorised?



because works evolves...


why CNC ? it is a revolution....


CNC control is the logical evolution of the motorised version, and causes a revolution... CNC is normally used when some operations are repeatable and performed many times.

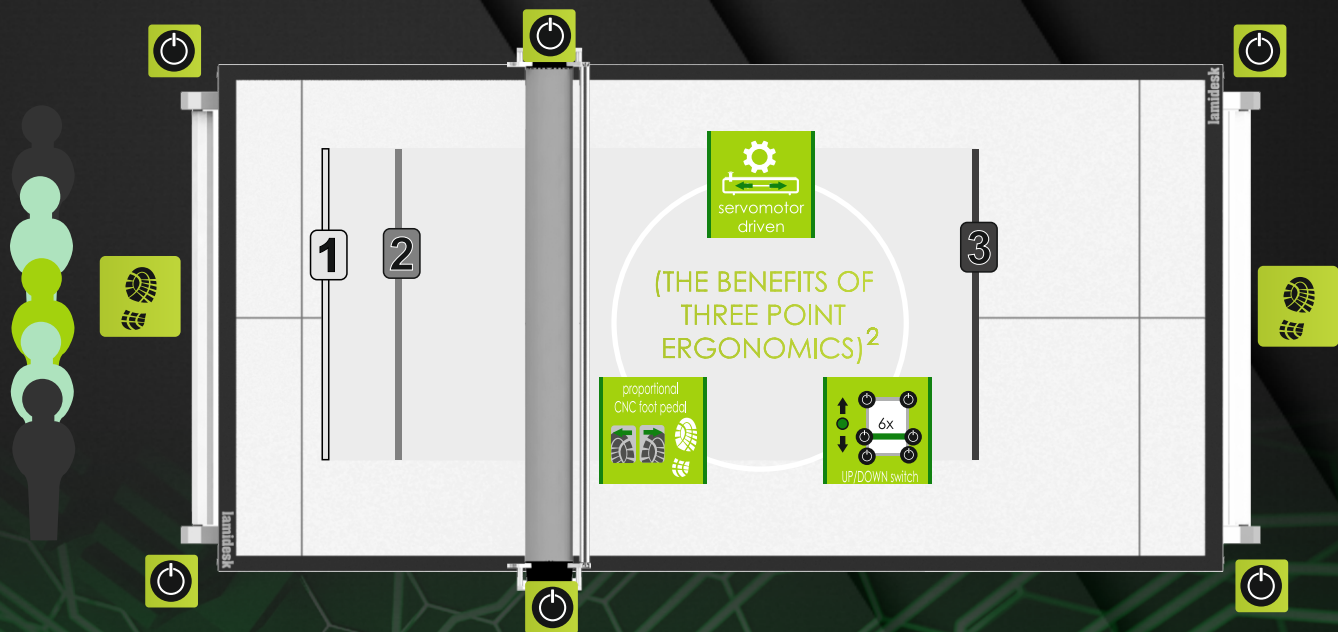
We found three positions which are used during each stroke on applicator.

CNC control can repeatedly achieve these programable positions fast, easily and exactly.

- 1 start position of mounted sheet
- 2 best position for removing liner and vinyl preparation
- 3 end of the sheet or park position for easy material replacement

 UP/DOWN buttons

 proportional foot pedal



What can I do if something electronic went wrong?

This is sometimes a question associated with electronic devices. We designed this machine to be convertible to a fully manual-driven unit using the manual kit in just 2 minutes. In this mode the machine can be used without any electricity (including the UP/DOWN function).

BORN MOTORISED AND UPGRADED TO CNC

extremely fast and reliable,
thanks to closed loop servo...

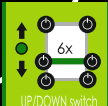
lamidesk

Don't work hard, Work Smart...

Motorized drive system, proportional foot switch and 6 up/down buttons for moving the roller, allow you to completely change the way you use a flatbed applicator. Using traditional tables, the operator works from the area in the middle of the table. With Lamidesk, we have designed everything to happen at the edge of the table. This work area is easily accessible for the operator and allows for mounting that is so quick and easy compared with manual models.



(THE BENEFITS OF
THREE POINT
ERGONOMICS)²



PROPORTIONAL FOOT PEDAL

1 2 3

three foot buttons used for setting and moving to set positions

- brushed stainless steel cover
- stainless construction parts
- milled and anodised aluminium; durable body and parts
- HALL sensors inside for lifetime durability

two proportional pedals used for controlling forwards/backwards movement

traverse the whole table, start to stop in 4,9 secs



BRUSHED STAINLESS
STEEL END PANELS
AND ACCESSORIES


lamidesk

It simply looks better ...



DEATHLESS LINEAR GUIDE

double bearings increase machine durability and prolong life...




ONE PIECE GLASS SURFACE

incl. biggest 400/210 and 500/160 models

END-POSITION HYDRAULIC SHOCK ABSORBERS

They optimize machine performance in a reliable and effective manner by decelerating the roller at the table ends quickly and without recoil.

4x



APPLICATION ROLLER FROM GERMANY

Our perfectly manufactured roller using a CNC brush machine, German rubber and German precision will help you in your work every day. The roller is the key component on a flatbed applicator. Consequently, this part needs to be accurate, durable and easy to maintain. Our rollers are alcohol, oil and abrasion resistant, resulting in excellent lifespan and simple maintenance procedures.



| SuperSpeed LED set |

...more than 680W LED power, over 8,400 LED chips

The backlight set can be added to any SuperSpeed machine at any time, by the user and in only a few minutes - no tools needed.

All aluminium plates and power box include magnetic holders for easy click-in/click-out mounting and disassembly.

An incredible 680 watts of LED power adds another dimension to your work. Takes the stress out of the alignment process!

Set includes: LED plates (quantity depends on machine size), all connection wiring, power supply unit
Installation = 15 minutes, no technician needed!



Each SuperSpeed frame is factory pre-wired and fitted with connectors...





WELDED STEEL FRAME

extremely stable and durable



We start with steel tubing which is cut using lasers for 100% accuracy. Then, the parts are welded into a massive steel frame which is powder coated for a superior protected finish.

We utilise two separate frames, this allows us to maintain a perfectly flat table even under roller pressure. Each section of the machine is individually calibrated using precision measuring instruments.



lamidesk

TECHNICAL DATA



Compressed air - consumption

6 bar-4l/min.



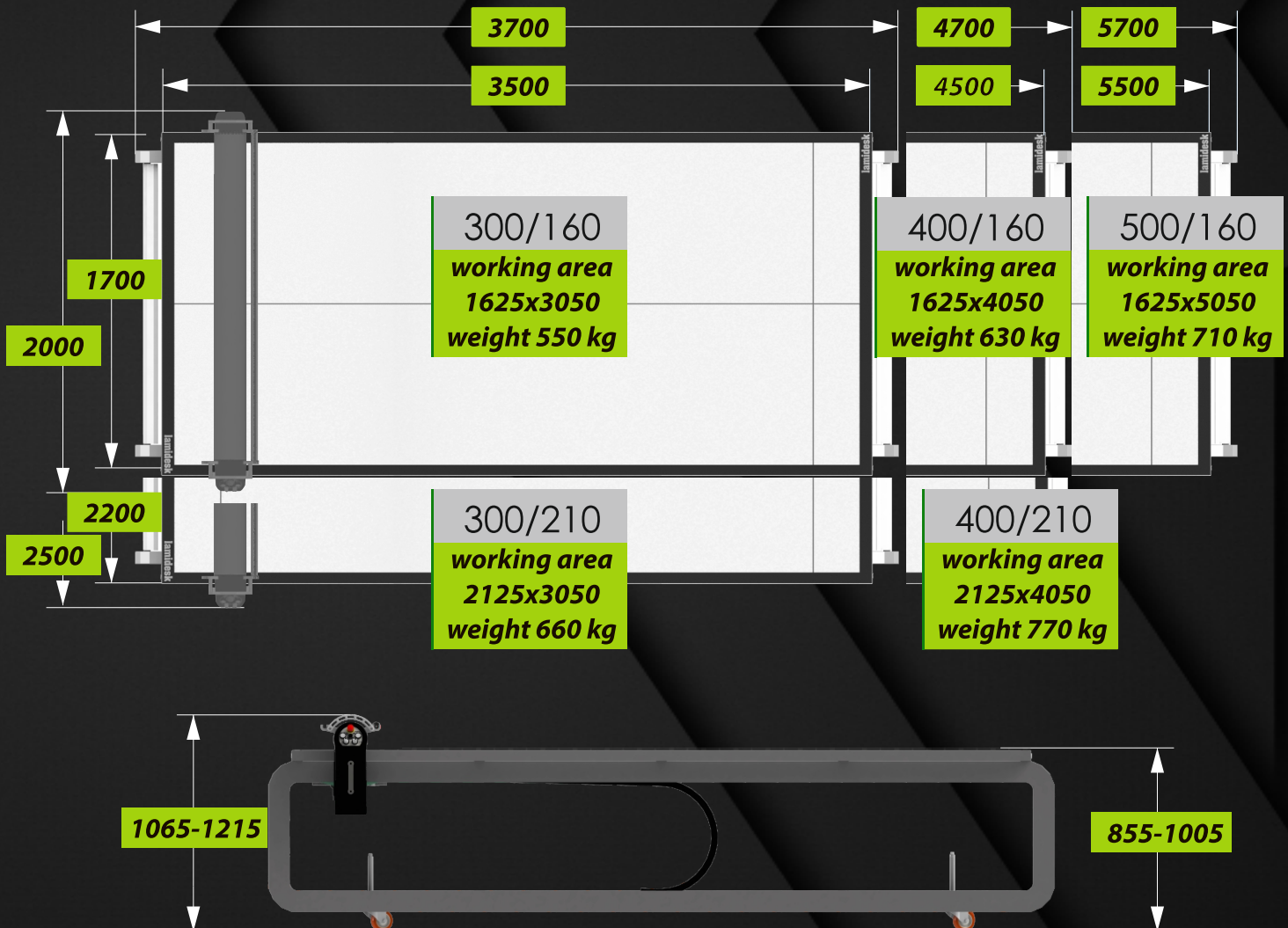
Power consumption

SuperSpeed manual	20W	Voltage:	single-phase 240V		
SuperSpeed drive	400W				
LED backlight					
300/160	456W	300/210	547W	400/160	571W
400/210	686W	500/160	486W		
heating	1500W				



Dimension & weight

Default maximum sheet thickness 70mm - optionally up to 300mm



AVAILABLE ACCESSORIES COLORS

standard

8349-17


on request

8309-12	8301	8389-13	8339-06	8369-00
8303	8339-00	8339-33	8349-15	8359-12
8305	8339-02	8339-34	8349-16	8359-15
8309-00	8339-04	8339-35	8359-00	8379-00
8309-16	8339-07	8339-36	8359-01	8389-02
8329-01	8339-13	8349-00	8359-03	8383-05
8329-13	8339-14	8349-03	8359-04	8383-06
8329-14	8339-30	8349-04	8359-06	8389-01
8323-15	8339-31	8349-05	8359-08	8389-04
	8339-32	8349-07	8389-12	

Default color of frame - RAL 9005 - BLACK, structured.

Colorful accessories are available in MACal 8300 PRO color definition. We recommended to choose according to MACal Colour card or

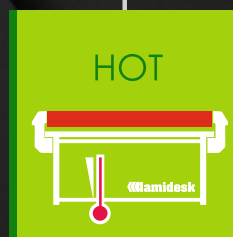


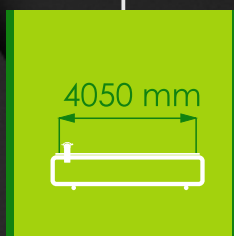
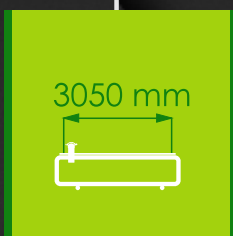
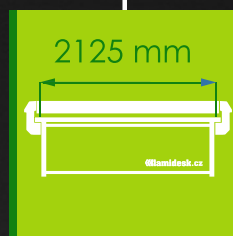
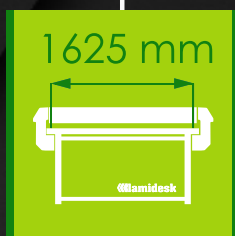
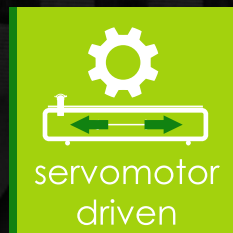
<http://www.mactac.eu/products-macal-8300-pro-1-11--21.htm>



lamidesk

MACHINE MODELS

each SuperSpeed frame is motor ready...
The Drive can be added to any
SuperSpeed machine at any time.



each SuperSpeed frame is factory
pre-wired and fitted with connectors...
The backlight set can be added to any
SuperSpeed machine at any time.





MANUFACTURER:

Lamidesk s.r.o.

Street: **Hrudkov 79**

City: **Vyšší Brod , ZIP: 382 73**

Country: **Czech**

VAT: **CZ05657741**

phone: **+420 604 349 624**

web: www.lamidesk.cz

DEALER:

