

SuperSpeed remote control

control the machine comfortably from your pocket...



BEST COMPONENTS INSIDE

ATME

JOGGING
In Continuous mode, the chosen axis will jog for as long as you hold the button down. The jogging speed is set by a potentiometer on the receiver.

FAST JOGGING
Switch to fast jogging. Using red/yellow buttons will then move the roller at full speed.

OFF
Switch off remote controller

UP/DOWN ROLLER
Simply touch button and roller will travel up and down.

AUTOMATIC
Three buttons used for setting and moving to set positions. The jogging speed is set by a potentiometer on the driver box.

SLOW JOGGING
Using red/yellow buttons will roller move at reduced speed.

ON
Sequences of short and long touches will activate the receiver. Blue LED on the receiver will illuminate.

lamidesk SuperSpeed

(THE BENEFITS OF THREE POINT ERGONOMICS)²


servomotor driven

optional ONC connector

6x

USER MANUAL

lamidesk



lamidesk | SuperSpeed remote control |



UP/DOWN ROLLER - Simply touch button and roller will travel up and down.



JOGGING – In Continuous mode, the chosen axis will jog for as long as you hold the button down. The jogging speed is set by a **potentiometer on the receiver**.



AUTOMATIC - Three buttons used for setting and moving to set positions. The speed is set by a **potentiometer on the driver box**.



FAST JOGGING – Switch to fast jogging. Using red/yellow buttons will then move the roller at full speed.
SLOW JOGGING – Switch to slow jogging. **Using red/yellow buttons will then move the roller at reduced speed.**




ON – Sequences of short and long touches will activate the receiver.
Blue LED on the receiver will illuminate

White LED - on the receiver will illuminate if receiver is powered.

OFF Switch off just remote controller not driver box.



Remote control - hardware switch





lamidesk | SuperSpeed remote control

a Receiver has a magnetic holder, **just click it on the frame**


b Driver has to be remote ready, ask us for it - there is solution how to upgrade your box.
Driver has two identical connectors CANON 15.
Connect remote controller to any.
The other is for foot pedal.
Remote control and foot pedal can be connected and work together.

c UP/DOWN function connection

remove inlet cover



push wiring through tube



change 2-pole WAGO for 3-pole WAGO

